



# C Piscine

Day 08

Staff 42 [pedago@42.fr](mailto:pedago@42.fr)

*Abstract: This document is the subject for Day08 of the C Piscine @ 42.*

# Contents

<b>I</b>	<b>Instructions</b>	<b>2</b>
<b>II</b>	<b>Foreword</b>	<b>4</b>
<b>III</b>	<b>Exercise 00 : ft_split whitespaces</b>	<b>5</b>
<b>IV</b>	<b>Exercise 01 : ft.h</b>	<b>6</b>
<b>V</b>	<b>Exercise 02 : ft_boolean.h</b>	<b>7</b>
<b>VI</b>	<b>Exercise 03 : ft_abs.h</b>	<b>9</b>
<b>VII</b>	<b>Exercise 04 : ft_point.h</b>	<b>10</b>
<b>VIII</b>	<b>Exercise 05 : ft_param_to_tab</b>	<b>11</b>
<b>IX</b>	<b>Exercise 06 : ft_show_tab</b>	<b>13</b>

# Chapter I

## Instructions

- Only this page will serve as reference: do not trust rumors.
- Watch out! This document could potentially change up to an hour before submission.
- Make sure you have the appropriate permissions on your files and directories.
- You have to follow the submission procedures for every exercise.
- Your exercises will be checked and graded by your fellow classmates.
- On top of that, your exercises will be checked and graded by a program called Moulinette.
- Moulinette is very meticulous and strict in its evaluation of your work. It is entirely automated and there is no way to negotiate with it. So if you want to avoid bad surprises, be as thorough as possible.
- Moulinette is not very open-minded. It won't try and understand your code if it doesn't respect the Norm. Moulinette relies on a program called **Norminator** to check if your files respect the norm. TL;DR: it would be idiotic to submit a piece of work that doesn't pass **Norminator**'s check.
- These exercises are carefully laid out by order of difficulty - from easiest to hardest. We **will not** take into account a successfully completed harder exercise if an easier one is not perfectly functional.
- Using a forbidden function is considered cheating. Cheaters get -42, and this grade is non-negotiable.
- If `ft_putchar()` is an authorized function, we will compile your code with our `ft_putchar.c`.
- You'll only have to submit a `main()` function if we ask for a program.

- Moulinette compiles with these flags: `-Wall -Wextra -Werror`, and uses `gcc`.
- If your program doesn't compile, you'll get 0.
- You cannot leave any additional file in your directory than those specified in the subject.
- Got a question? Ask your peer on the right. Otherwise, try your peer on the left.
- Your reference guide is called `Google / man / the Internet / ....`
- Check out the "C Piscine" part of the forum on the intranet.
- Examine the examples thoroughly. They could very well call for details that are not explicitly mentioned in the subject...
- By Odin, by Thor ! Use your brain !!!

# Chapter II

## Foreword

Here's what Wikipedia have to say about Platypus :

The platypus (*Ornithorhynchus anatinus*), also known as the duck-billed platypus, is a semiaquatic egg-laying mammal endemic to eastern Australia, including Tasmania. Together with the four species of echidna, it is one of the five extant species of monotremes, the only mammals that lay eggs instead of giving birth. The animal is the sole living representative of its family (*Ornithorhynchidae*) and genus (*Ornithorhynchus*), though a number of related species have been found in the fossil record.


The unusual appearance of this egg-laying, duck-billed, beaver-tailed, otter-footed mammal baffled European naturalists when they first encountered it, with some considering it an elaborate hoax. It is one of the few venomous mammals, the male platypus having a spur on the hind foot that delivers a venom capable of causing severe pain to humans. The unique features of the platypus make it an important subject in the study of evolutionary biology and a recognisable and iconic symbol of Australia; it has appeared as a mascot at national events and is featured on the reverse of its 20-cent coin. The platypus is the animal emblem of the state of New South Wales.

Until the early 20th century, it was hunted for its fur, but it is now protected throughout its range. Although captive breeding programs have had only limited success and the platypus is vulnerable to the effects of pollution, it is not under any immediate threat.

This subject is absolutly not talking about platypus.

# Chapter III

## Exercise 00 : ft\_split whitespaces

	Exercice : 00
	ft_split whitespaces
	Turn-in directory : ex00/
	Files to turn in : ft_split whitespaces.c
	Allowed functions : malloc
	Remarks : n/a


*42 - Classics* : Theses exercises are key assignments that do not earn points, but are mandatory to validate in order to access to the real assignments of the day.

- Create a function that splits a string of characters into words.
- Separators are spaces, tabs and line breaks.
- This function returns an array where each box contains a character-string's address represented by a word. The last element of this array should be equal to 0 to emphasise the end of the array.
- There can't be any empty strings in your array. Draw the necessary conclusions.
- The given string can't be modified.
- Here's how it should be prototyped :

```
char **ft_split whitespaces(char *str);
```

# Chapter IV


## Exercise 01 : ft.h

	Exercice : 01
	ft.h
Turn-in directory : <i>ex01/</i>	
Files to turn in : <b>ft.h</b>	
Allowed functions : <b>Nothing</b>	
Remarks : n/a	

- Create your `ft.h` file.
- It contains all prototypes of your `libft.a` functions.

# Chapter V

## Exercise 02 : ft\_boolean.h

	Exercice : 02
	ft_boolean.h
	Turn-in directory : <i>ex02/</i>
	Files to turn in : <i>ft_boolean.h</i>
	Allowed functions : <i>Nothing</i>
	Remarks : <i>n/a</i>

- Create a `ft_boolean.h` file. It'll compile and run the following main appropriately :

```
#include "ft_boolean.h"

void    ft_putstr(char *str)
{
    while (*str)
        write(1, str++, 1);
}

t_bool  ft_is_even(int nbr)
{
    return ((EVEN(nbr)) ? TRUE : FALSE);
}

int     main(int argc, char **argv)
{
    (void)argv;
    if (ft_is_even(argc - 1) == TRUE)
        ft_putstr(EVEN_MSG);
    else
        ft_putstr(ODD_MSG);
    return (SUCCESS);
}
```

- This program should display

```
I have an even number of arguments.
```




- ou

```
I have an odd number of arguments.
```

- followed by a line break when adequate.

# Chapter VI

## Exercise 03 : ft\_abs.h


	Exercice : 03
	ft_abs.h
	Turn-in directory : <i>ex03/</i>
	Files to turn in : <b>ft_abs.h</b>
	Allowed functions : <b>Nothing</b>
	Remarks : <b>n/a</b>

- Create a macro ABS which replaces its argument by its absolute value :

```
#define ABS(Value)
```

# Chapter VII

## Exercise 04 : ft\_point.h

	Exercice : 04
	ft_point.h
	Turn-in directory : <i>ex04/</i>
	Files to turn in : <i>ft_point.h</i>
	Allowed functions : Nothing
	Remarks : n/a

- Create a file `ft_point.h` that'll compile the following main :

```
#include "ft_point.h"


void      set_point(t_point *point)
{
    point->x = 42;
    point->y = 21;
}

int       main(void)
{
    t_point      point;

    set_point(&point);
    return (0);
}
```

# Chapter VIII

## Exercise 05 : ft\_param\_to\_tab

	Exercice : 05
ft_param_to_tab	
Turn-in directory : <i>ex05/</i>	
Files to turn in : <i>ft_param_to_tab.c, ft_stock_par.h</i>	
Allowed functions : <i>ft_split_whitespaces, ft_show_tab, malloc</i>	
Remarks : <i>n/a</i>	

- Create a function that stores the program's arguments within an array structure and that returns the address of that array's first box.
- All elements of the array must be processed, including `av[0]`.
- Here's how it should be prototyped :

```
struct s_stock_par *ft_param_to_tab(int ac, char **av);
```

- The structure array should be allocated and its last box shall contain 0 in its `str` element to point out the end of the array.


- The structure is defined in the `ft_stock_par.h` file, like this :

```
typedef struct s_stock_par
{
    int size_param;
    char *str;
    char *copy;
    char **tab;
} t_stock_par;
```

- `size_param` being the length of the argument ;
  - `str` being the address of the argument ;
  - `copy` being the copy of the argument ;
  - `tab` being the array returned by `ft_split_whitespaces`.
- We'll test your function with our `ft_split_whitespaces` and our `ft_show_tab` (next exercise). Take the appropriate measures for this to work !

# Chapter IX

## Exercise 06 : ft\_show\_tab

	Exercice : 06
	ft_show_tab
	Turn-in directory : <i>ex06/</i>
	Files to turn in : <i>ft_show_tab.c, ft_stock_par.h</i>
	Allowed functions : <i>ft_putchar</i>
	Remarks : <i>n/a</i>

- Create a function that displays the content of the array created by the previous function.
- Here's how it should be prototyped :

```
void ft_show_tab(struct s_stock_par *par);
```

- The structure is defined in the *ft\_stock\_par.h* file, like this :

```
typedef struct s_stock_par
{
    int size_param;
    char *str;
    char *copy;
    char **tab;
} t_stock_par;
```

- For each box, we'll display (one element per line):
  - the argument
  - the size
  - each word (one per line)

- We'll test your function with our `ft_param_to_tab` (previous exercise). Take the appropriate measures for this to work !