



C Piscine

Day 12

Staff 42 pedago@42.fr

Abstract: This document is the subject for Day12 of the C Piscine @ 42.

Contents

I	Instructions	2
II	Foreword	4
III	Exercise 00 : display_file	5
IV	Exercise 01 : cat	6
V	Exercise 02 : tail	7
VI	Exercise 03 : hexdump	8
VII	Exercise 04 : last	9

Chapter I

Instructions

- Only this page will serve as reference: do not trust rumors.
- Watch out! This document could potentially change up to an hour before submission.
- Make sure you have the appropriate permissions on your files and directories.
- You have to follow the submission procedures for every exercise.
- Your exercises will be checked and graded by your fellow classmates.
- On top of that, your exercises will be checked and graded by a program called Moulinette.
- Moulinette is very meticulous and strict in its evaluation of your work. It is entirely automated and there is no way to negotiate with it. So if you want to avoid bad surprises, be as thorough as possible.
- Moulinette is not very open-minded. It won't try and understand your code if it doesn't respect the Norm. Moulinette relies on a program called **Norminator** to check if your files respect the norm. TL;DR: it would be idiotic to submit a piece of work that doesn't pass **Norminator**'s check.
- These exercises are carefully laid out by order of difficulty - from easiest to hardest. We **will not** take into account a successfully completed harder exercise if an easier one is not perfectly functional.
- Using a forbidden function is considered cheating. Cheaters get -42, and this grade is non-negotiable.
- If `ft_putchar()` is an authorized function, we will compile your code with our `ft_putchar.c`.
- You'll only have to submit a `main()` function if we ask for a program.

- Moulinette compiles with these flags: -Wall -Wextra -Werror, and uses gcc.
- If your program doesn't compile, you'll get 0.
- You cannot leave any additional file in your directory than those specified in the subject.
- Got a question? Ask your peer on your right. Otherwise, try your peer on your left.
- Your reference guide is called `Google / man / the Internet /`
- Check out the "C Piscine" part of the forum on the intranet.
- Examine the examples thoroughly. They could very well call for details that are not explicitly mentioned in the subject...
- By Odin, by Thor ! Use your brain !!!

Chapter II

Foreword

Body Count is an American heavy metal band formed in Los Angeles, California, in 1990. The group is fronted by Ice-T, who co-founded the group with lead guitarist Ernie C out of their interest in heavy metal music. Ice-T took on the role of vocalist and writing the lyrics for most of the group's songs. Lead guitarist Ernie C has been responsible for writing the group's music. Their controversial self-titled debut album was released on Sire Records in 1992.


The song "Cop Killer" was the subject of much controversy. Although Sire Records' parent company, Warner Bros. Records, defended the single, Ice-T chose to remove the track from the album because he felt that the controversy had eclipsed the music itself. The group left Sire the following year. Since then, they have released three further albums on different labels, none of which have been received as commercially or critically well as their debut album.

Three out of the band's original six members are deceased: D-Roc died from lymphoma, Beatmaster V from leukemia and Mooseman in a drive-by shooting.

[Click here](#), start it, and work... Right Now !

Chapter III

Exercise 00 : display_file


	Exercice : 00
	display_file
	Turn-in directory : <i>ex00/</i>
	Files to turn in : Makefile, and files needed for your program
	Allowed functions : close, open, read, write
	Remarks : n/a

- Create a program called `ft_display_file` that displays, on the standard output, only the content of the file given as argument.
- The submission directory should have a `Makefile` with the following rules : `all`, `clean`, `fclean`. The binary will be called `ft_display_file`.
- The `malloc` function is forbidden. You can only do this exercise by declaring a fixed-sized array.
- All files given as arguments will be valid.
- Error messages have to be displayed on their reserved output.

```
$> ./ft_display_file
File name missing.
$> ./ft_display_file Makefile
*contenu du Makefile*
$> ./ft_display_file Makefile display_file.c
Too many arguments.
$>
```

Chapter IV

Exercise 01 : cat


	Exercice : 01
	cat
	Turn-in directory : <i>ex01/</i>
	Files to turn in : Makefile, and files needed for your program
	Allowed functions : close, open, read, write
	Remarks : n/a

- Create a program called `ft_cat` which does the same thing as the system's `cat` command-line.
- You don't have to handle options.
- The submission directory should have a `Makefile` with the following rules : `all`, `clean`, `fclean`.
- You may use the variable `errno` (check the man for `Errno`).
- You can only do this exercise by declaring a fixed-sized array. This array will have a size limited to a little less than 30 ko. In order to test that size-limit, use the `limit` command-line in your Shell.

```
$> limit stacksize 32
$> limit stacksize
stacksize 32 kbytes
$>
```

Chapter V


Exercise 02 : tail

	Exercice : 02
	tail
Turn-in directory : <i>ex02/</i>	
Files to turn in : Makefile, and files needed for your program	
Allowed functions : close, open, read, write, malloc, free	
Remarks : n/a	

- Create a program called `ft_tail` which does the same thing as the system command `tail`, but which takes at least one file as argument.
- The only option you have to handle is `-c`. This option will be present in all tests.
- The submission directory should have a `Makefile` with the following rules : `all`, `clean`, `fclean`.
- You may use the variable `errno`.

Chapter VI


Exercise 03 : hexdump

	Exercice : 03
hexdump	
Turn-in directory : <i>ex03/</i>	
Files to turn in : Makefile, and files needed for your program	
Allowed functions : close, open, read, write, malloc, free	
Remarks : n/a	

- Create a program called `ft_hexdump` which does the same thing as the system's `hexdump` command-line.
- The only option you have to handle is `-C`.
- The submission directory should have a `Makefile` with the following rules : `all`, `clean`, `fclean`.
- You may use the variable `errno`.

Chapter VII

Exercise 04 : last

	Exercice : 04
	last
Turn-in directory : <i>ex04/</i>	
Files to turn in : Makefile, and files needed for your program	
Allowed functions : close, open, read, write, malloc, free	
Remarks : n/a	

- Create a program called `ft_last` and that does the same thing as the system's command-line : `last`, without options.
- The submission directory should have a `Makefile` with the following rules : `all`, `clean`, `fclean`.
- You're only allowed to include `<utmp.h>`, `<time.h>`, `<errno.h>` and `<sys/types.h>`
- You cannot use functions such as `ctime()`, `asctime()`, `stat()`, etc.